

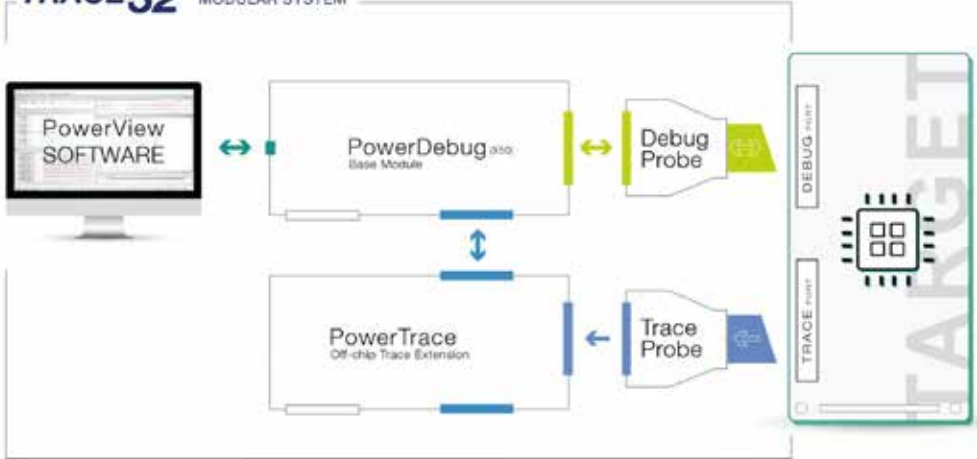
# ESA PRODUCT PORTFOLIO FOR INDUSTRIAL AUTOMATION SOLUTIONS





## Universal Debugger

### TRACE32® MODULAR SYSTEM



## Product Portfolio

### Debugger

PowerDebug System  
µTrace® All-In-One Solution

### Debug Features

Multi-Core Debugging  
OS Awareness  
Hypervisor Awareness  
Flash Programming (Memory-Mapped)  
FLASH Programming (Protocol-Based)  
AUTOSAR Debugging

### Trace Extensions

**PowerTrace System**  
CombiProbe Compact Trace

### Trace Features

Code Coverage  
AUTOSAR Profiling  
Energy Profiling


### Software Solutions

PowerView Software  
Instruction Set Simulator  
Debugging over USB  
Debugging via XCP  
Debugger for Simulators,  
Emulators and Virtual Targets

# Embedded development tools by SEGGER




**Debug & Trace probes**



**Software Tools**



**Embedded Software**



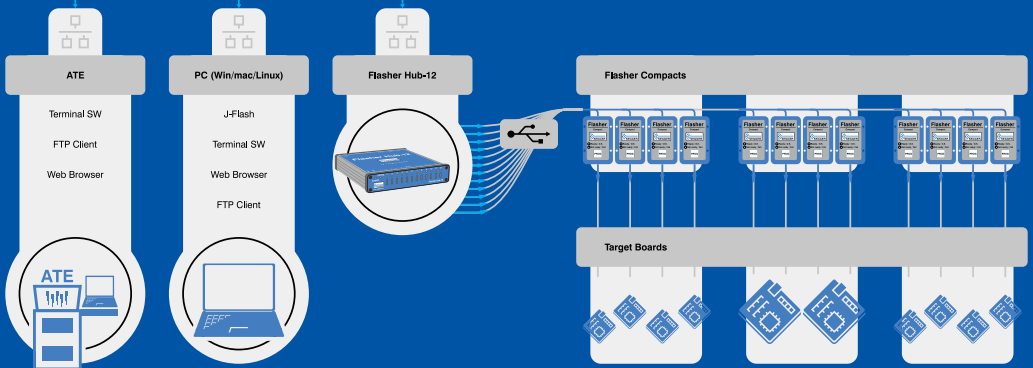
**Production Tools**



RTOS **Compiler** IDE Encryption IP  
 Graphical Debugger Cryptography  
**Authentication** Connectivity  
 Compression User Interface



Telnet/FTP/HTTP



## Gang programming with Flasher Hub-12 and Flasher Compacts

Acute Technology Inc., product lineup includes the TravelScope digital storage oscilloscope, TravelLogic logic analyzer, BusFinder eMMC, SD, MIPI D-PHY Protocol Analyzer, LA4000 Logic Analyzer, DG4000/TraveData Digital Pattern Generator, ADP series high-voltage differential probes, TravelBus 2 in 1 analyzer, and MSO2000/3000 Mixed Signal Oscilloscope.

**Compact and light weight, they are designed for convenient portability, aiming to provide customers with convenient and efficient solutions.**



**MSO3124V  
MIXED SIGNAL OSCILLOSCOPE**  
MSO3000 Mixed Signal Oscilloscope

- DSO: 4 Channels, 1 GS/s S/R, 200 MHz bandwidth
- Logic / Protocol Analyzer: 16 Channels, 2 GS/s Timing Analysis, 250 MHz State Analysis
- Data Logger (HDD / SSD Storage)
- Total Memory: 4 Gb
- Digital Voltmeter: 3 digits
- Frequency Counter: 5 digits

**6-in-1 Instruments:** DAQ, DSO, DVM, Frequency Counter, Logic Analyzer, Protocol Analyzer



**LA4136B  
LOGIC ANALYZER**  
LA4000 Logic Analyzer

- 136 channels
- 4GHz Timing Analysis / 400MHz State Analysis
- 32Gb Memory
- Logic, State and Protocol triggers
- Stackable with a DSO to form an MSO

\*TravelBus, TravelLogic

**Ideal for applications requiring high-speed timing analysis or dealing with complex state analysis**



**BF7264 PRO  
PROTOCOL ANALYZER**  
BusFinder Protocol Analyzer

- Real-time data display, post-capture waveform
- Trigger for commands or data
- 64 channels Logic Analyzer
- 32Gb total memory Protocol Analyzer
- Protocol Option: eDP1.4a, eMMC 5.1, MIPI D-PHY 1.2, NAND Flash, SD 3.0 (SDIO 3.0), SD 4.1 (UHS-II), SGMII, UFS2.1



**TS3124V DSO**  
TravelScope DSO

- Record length: 128Mpts/ch
- Channel: 4
- Sample rate: 1 GS/s
- Bandwidth: 200 MHz
- Data Logger (HDD / SSD Storage)
- Digital Voltmeter: 3 digits
- Frequency Counter: 5 digits

## PROTOCOL ANALYZER

BiSS-C	I2S	PMBus	SMBus
CAN2.0B/CAN FD	LIN2.2	Profibus	SPI
DALI	MDIO	PWM	SVID
DP_Aux	MII	RGMII	UART (RS232)
eSPI	MIPI I3C 1.1	RMII	USB PD 3
HID over I2C	MIPI RFFE 3	RS-232	USB1.1
I2C	Modbus	RS-482	

## ETHERNET

10BASE-T1S, MII/RMII/RGMII/GMII/SGMII

## ADP5100-B HI-VOLTAGE DIFF. PROBE ; BATTERY


### Hi-voltage Diff. Probe

- Powered by Battery
- Bandwidth : 100MHz
- Bandwidth limit : 5MHz / Full
- Over-range indicator
- Over-range alarm
- Double-layer probe cable for power insulation
- EC conformity : EN 61010-031:2002 +A1:2008
- Works for any grounded DSO with an BNC port



## Protocol Analyzer

- Show real-time protocol data.
- Application timing: massive protocol data with some idles in between.



## Protocol Logger

- Like data logger, save massive data into SSD hard drive.
- Application timing: massive protocol data.



## Protocol Monitor

- Like dash cameras, record protocol data by the device's memory only.
- Application timing: trigger event only happens in very long time.



# Innovation that solves your Bluetooth<sup>®</sup> Test Challenges

- CS RF PHY & Part H CS Layer Tests
- HDT & higher bands ready
- BLE/Classic/802.15.4 RF PHY Tests
- Smallest, lowest power sniffer
- Bespoke protocols on request
- Production & Development Options
- Android sniffer/coverage app
- LE Audio latency measurements
- Runs in Windows, MacOS & Linux
- Configurable GUI & API
- Bespoke protocols on request
- Perpetual SW Licenses - no OPEX

## mini-m<sup>o</sup>reph.




- World's smallest USB powered Protocol Analyser
- BR/EDR, BLE, Qualcomm QBHSL, MediaTek mHDTV2.0, IEEE 802.15.4, LE Audio and CS (Single/Dual/+++ options)
- Simultaneous RX & TX over the entire 2.4 GHz ISM band
- Live or post-capture decryption with blueSPY GUI
- 16 channel Logic Analysis & WiFi Packet Timing
- Custom 2.4 GHz PHYs available upon request

## m<sup>o</sup>rephE.



- Specifically designed for PHY Layer Testing
- Options for BR/EDR, BLE, QBHSL, IEEE 802.15.4
- RF Spectrum Record and Playback option - 3 hrs 40 mins
- C/I, blocking & intermodulation signals generated internally
- Accurate power control to -115dBm for coded PHY tests
- Full support for in-band emissions
- Production Line or Development options available

## m<sup>o</sup>rephcs.



- Support for all CS RF-PHY test cases, including BT=2.0 modulation index & CS Layer tests via HCI
- Simple control via comprehensive GUI or Python/C++ dll.
- Log of all HCI traffic and key events
- Export of raw IQ data, spectrogram or the entire capture
- Capture of GPIO time aligned with IQ data
- Production Line or Development options available

## p<sup>o</sup>d audio.



- Audio latency measured end-to-end, between-channels or relative to on-air packets in real-time
- Audio capture and generation accurately timestamped relative to Bluetooth packets
- Measures LE Audio Presentation Delay
- Measures SYNC between Left and Right channels

# PRODUCTION PROGRAMMERS

## AEC LabTool Programming Solutions

### Universal In-Socket Device Programmers

#### ESA IUP - 48 UXP



- < 2 seconds per Mbit Programming speed for high density flash chip
- Supports most of MCUs, up to 100 pins, in various packages including PLCC, SOIC, TSSOP, SOT23, TQFP, QFN & QFP...etc.

### In System (Serial) Device Programmers

#### LabTool - S100



- PC based USB interface serial flash programmer
- High programming speed, it can program at 30Mbps

### In-Socket Gang Device Programmers

#### Turbo Gang Programmer (LabTool-848XP)



- Program 8 pieces 8 MB Flash chips within 45 seconds
- Universal Adapter for Flash chips

## Phyton Programming Solutions

### Universal In-Socket Device Programmers

#### ChipProg - 481



- Device programmer with 48 pin socket
- Extremely fast! Programs and verifies programming of 1Gb NAND flash memory device for 23s
- Targeted at working with large density NAND & NOR flash memory devices

### In-System Device Programmer (JTAG, SWD, SPI, SCI, I<sup>2</sup>C, UART)

#### ChipProg-ISP2 - CPI2-B1



- Single Chanel - Multiple CPI2-B1 programmers combined into a programming cluster controlled from a single computer
- Supports 40,000+ in system programmable microcontrollers, flash memory & programmable logical devices

### Gang In-System Device Programmers (JTAG, SWD, SPI, SCI, I<sup>2</sup>C, UART)

#### ChipProg-ISP2 - CPI2-Gx



- Works in the standalone mode
- Multi-channel, Daisy chain up to 72 programming channels
- 51,786+ supported MCUs, PLDs and memory devices

## Dediprogram Programming Solutions

### Universal In-Socket Device Programmers

#### NuProgPlus-U16



- EEPROM, Flash, MCU, eMMC, and UFS devices programming
- PC can link to multiple NuProgPlus-U16 and program IC at the same time

### In-System (Serial) Device Programmer

#### SF600Plus-G2U



- High-speed USB and high SPI performance
- Support IC Kinds: SPI NAND/SPI NOR
- Works in the standalone mode

### Automated Programming Systems

#### DP2T



- High Through: Up to 1,000UPH (Unit per Hour) with only one nozzle
- Support Various IC Packaging: Sop, SSOP, TSSOP, PLCC, QFN, LQFP, BGA...etc.
- Support Different Input/Output Peripherals: Tape In/Out, Tray In/Out & Tube In

Make IC Programming PERFECT







## Automated IC Programming System

- High Throughput
- Support ALL IC Device Families
- Fast and Accurate Positioning
- Foolproof Mechanism
- Modular Design to Meet Different Requirement
- DediProg Auto Teach Feature
- MES (Manufacturing Execution System)

## High Efficiency Production Solutions for IC Programming

DediProg offers high-efficiency equipment for production solutions for IC programming of EEPROM, SPI Flash, NOR Flash, NAND FLASH, Microcontroller, eMMC, CPLD, UFS (Universal Flash Storage) and other programmable devices.

### Automated IC Programming System

Entry Level	High Efficiency	Compact Universal	Premium Universal
<b>DP3T Plus</b>	<b>DP2000</b>	<b>DP1000-G3</b>	<b>DP3000-G3</b>
			

### Gang Programmer and Duplicator

Able to Use Independently or Integrate with Automated Systems

ProgMaster-U8	NuProgPlus-U8	NuProgPlus-U16
		
All IC Types (Except for UFS)	All IC Types (Include UFS, PCI-E and CAN bus IC)	All IC Types (Include UFS, PCI-E and CAN bus IC)

### Handheld Size Engineering Programming Solutions

SF100	SF600Plus-G2	SF600Plus-G2U ISP	StarProg-A	NuProg-E2	NuProg-E
					
SPI NOR Flash Programmer		G2U ISP Programmer	MCU, CPLD, SPI NOR Flash, SPI NAND Flash & EEPROM	All IC Types (Except for UFS)	All IC Types

# DIAGNOSTIC TESTING MADE EASY

With XJTAG's powerful tools, using JTAG boundary scan - built into many ICs in today's electronic products

# QUICKLY DETECT MANUFACTURING DEFECTS

Including open circuits, shorts circuits, missing and incorrectly fitted components, using XJTAG's easy to use software



XJTAG offers a complete solution for testing populated printed circuit boards (PCBs) using JTAG boundary scan, providing products and services for fault detection and fast in-system programming.

## Fast Prototype Board Bring-Up & Debug

Benefit from manufacturing-level debugging and testing capabilities on your development bench. Deliver proven, high-quality circuit boards faster and more cost-effectively with XJTAG's integrated test development environment.



### FAST TEST DEVELOPMENT

Test more of your prototype, sooner



### TEST WITHOUT FIRMWARE

Start testing your hardware long before the software is ready



### SUPERIOR TEST COVERAGE

Access more of your board with XJTAG Boundary Scan



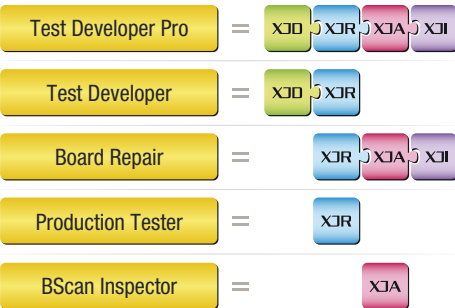
### FAST BOARD DEBUG

Access the full capabilities of Boundary Scan

XJTAG works with the JTAG / IEEE 1149.X boundary scan test standard built into FPGAs, CPLDs and most CPUs.

Helps diagnose and quickly repair faults, even under BGAs and enables testing and programming of JTAG and non-JTAG devices in-circuit from the same environment.

## Select your XJTAG software package



Standalone versions of XJRunner and/or XJAnalyser are also included with your integrated environment's license



## Development Systems

Test Development & Graphical Board Debug



### XJDeveloper - IDE

Test and Programming Development and Debug Environment



### XJInvestigator - Repair Station

Manufacturing Repair/Rework Station



### XJAnalyser - Real-time Debug

Prototype Board Bring-up & Real-time Graphical Board Debug



### XJRunner - Production Test

Run-time Manufacturing Test & Programming Environment



neXt generation in data acquisition and signal conditioning

For analog, digital, optical and MHz signals


High isolation I/O modules for electric vehicle testing

**MHz**

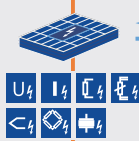


1200 VDC continuous isolation

**5000 VDC peak**



Battery



**Q-series X**

Continuous  
1200 VDC isolation

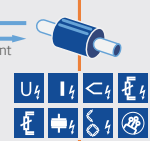
Inverter



**Q.boost**

Up to 4 MHz per  
channel, triggered  
or continuously

Motor



**Q-series X**

Up to 100 kHz  
per channel



[www.gantner-instruments.com](http://www.gantner-instruments.com)

info@gantner-instruments.com | T +43 5556 77 463-0



# Embedded modules & systems from TQ-Embedded

TQ is one of very few suppliers worldwide, offering solutions on all common processor architectures – from Arm®, QorIQ® Layerscape, Power Architecture® up to x86. TQ support does not only cover the module itself but also offers assistance for your individual application board.

## Highlights

- ▶ Application kit (starterkit)
- ▶ BSP Support
- ▶ Schematic mainboard review
- ▶ Mainboard layout and production
- ▶ Customer specific mainboard design
- ▶ Complete system design, well-founded application design knowledge
- ▶ Own production ISO 13485, EN 9100 & ISO 16949 certified


## Category

- BoxPC
- Carrierboard
- Single Board Computer
- Starterkit
- Embedded Module

## Form factor

- COM-Express® Basic
- COM Express® Compact
- COM Express® Mini
- SMARC
- TQ Socket
- TQ LGA

TQ-Systems as a hardware specialist for embedded systems is working in close partnership with all leading semiconductors and operating system vendors.



### Energy | Smart Grid

Based on our know-how of power electronics and control technology, we are creating regulations for transformers to secure the network against sudden power surges, for example.



### Industry | Automation

Our solutions are used for various industrial applications, e.g. as mechanical engineering, automation, measurement, control and regulation-, process-, and monitoring technology.



### IoT

Intelligent objects, secure data communication, worldwide management as well as centralized and, to some extent, decentralized storage and data processing require reliable and secure systems on all levels.



### Building automation

Our smart products in distributed building control point the way to added efficiency in building automation. This renders complex building automation tasks easy to handle.



### Telecommunication

In telecommunications fast and efficient networking is crucial. Large quantities of data must be processed in a short time. Our solutions additionally imply long-term availability, industrial capability and use in an expanded temperature range.



Endless ways to the future

# READY TO DEPLOY SBCs

System integration-ready solutions | Reduced time-to-market | Low design investment



PRISMA



MERIDA



ASTRID



SAYLOR



# FANLESS EMBEDDED COMPUTERS

Arm® or x86 | Scalable and customizable | Connectivity | Integration services



PHOENIX



PYXIS



PICTOR



EASY EDGE



# COMPUTER -on-MODULE

Long Term Availability | Highly configurable | Multi-vendor solutions | Reduced time-to-market | ARM & x86 compatibility | Consolidated standards



SOM-SMARC-ASL  
SMARC® Rel 2.1  
compliant



SOM-SMARC  
-MX95



SOM-uQ7-MX6



SOM-Trizeps  
-VIII-MX8M



[www.seco-cn.com](http://www.seco-cn.com)



[sales@esaindia.com](mailto:sales@esaindia.com)  
[www.esaindia.com](http://www.esaindia.com)



### Intentionally Designed for Reliable Performance in Demanding Environments

Sealevel is the leading designer and manufacturer of industrial computers, Ethernet serial servers, USB serial, PCI Express and PCI bus cards, and software for critical communications. We offer over 350 core products, available in nearly every configuration imaginable. Or, if you need something completely customized to meet your specifications, our award-winning team of engineers is at your service.



#### NEW Flexio Fanless Industrial Embedded Computers

- Industrial Processing & Performance with Long-Term Availability
- Solid-State Design Guarantees Extended Operation
- Unmatched I/O Configurability for Automation & Control

#### Industry Applications

- Aerospace & Defense
- Automation & Control
- Manufacturing & OEMs
- Rail & Public Transit
- Test & Measurement



#### COM-Based Carrier Solutions

Sealevel's engineering and manufacturing teams have valuable experience designing and producing high-performance carrier boards for both standard and custom applications.



#### Data Acquisition Devices

Sealevel's Seal/I/O data acquisition devices provide powerful digital, analog, and serial expansion to any monitoring and control system. Connect to the host via wireless, Ethernet, USB, RS-232, or RS-485.



#### Embedded Computing Systems

Designed for applications where reliable computing and SWaP-C<sup>2</sup> optimization is a must, Sealevel embedded I/O computing systems combine the reliability of a PLC with the configurability of an industrial computer.



#### Serial Cards & Interfaces

Sealevel offers the widest selection of serial choices for data-intensive applications. These interfaces support RS-232, RS-422, RS-485, and RS-530 electrical interface standards, as well as USB and Ethernet solutions.



#### Touch Panel Controllers

Achieve computing, I/O, and HMI requirements with Sealevel rugged touch panel controllers. HazPAC touchscreen control systems are certified by ATEX and IECEx and for Class I, Division 2 and also maintain NEMA 4/IP64 protection from sprayed liquids.



## MOST COMPREHENSIVE PROGRAMMABLE POWER SOLUTIONS

The EA-10000 series includes more than 180 devices: **programmable DC power supplies EA-PS & EA-PSI, bidirectional DC power supplies EA-PSB & regenerative electronic DC loads EA-ELR.**

All series come in power form factors of 2U, 3U and 4U

## ATE TESTING SOLUTIONS



### EA-PSB 10000 2U

- 1.5 kW and 3 kW
- Up to 750Vdc & up to 120 Adc
- Parallel up to 192 kW



### ELR 10000 4U

- Power 30 kW
- 0 - 80 V up to 0 - 2000 V
- 0 - 40 A up to 0 - 1000 A



### EA-PSB 10000 4U

- 15 kW to 30 kW
- Up to 2,000Vdc
- Parallel up to 1.92 MW

### EA Advantages

- High power Density
- Output voltage up to 2000V
- Power output up to 30 kW
- Paralleling up to 2MW
- High efficiency up to 96%
- Autoranging
- Arbitrary waveform and function generator
- Digital control, Anybus
- Low EMC



Programmable DC Power Supplies



Programmable DC Electronic Loads (Conventional and regenerative)

### INTERFACES, PORTS / SOFTWARE

- **Extensive portfolio of interfaces:** Analog, USB, CAN, CANopen, DeviceNet, RS232, EtherCAT, Ethernet 1 and 2 port, Profinet 1 and 2 port, Modbus 1 and 2 port, Profibus, USB-Host
- **Operating software EA-Power Control:** Monitor and control up to 20 devices simultaneously. Set and actual values in one graphic
- **Software EA-Battery Simulator:** Simulates Li-Ion and lead batteries

## Reliable, Precise & Efficient Power Supplies for ATE Systems

### EA- 10000 SERIES

Wide range of improved DC power supplies and electronic loads

#### EA POWER RACKS

- 19" cabinet system with up to 1.92 MW
- Systems with programmable laboratory power supplies, electronic loads with energy recovering and bidirectional laboratory power supplies
- Optionally available: Emergency stop (machine standards EN60204-1) Grid monitor (ENS) and insulation monitor Stainless steel water cooling Copper busbar for DC output
- Special construction for various applications

Laboratory Power Supply & Electronic Load  
EA-PSB 10000, EA-PSI 10000, EA-ELR 10000



Air-cooled



Water-cooled



Up to 1.92MW in a rack system

**Integrated Services and Consultancy (ISC)**, an ESA Group Company, is a leading provider of electronic test and measuring instruments since 1993. ISC, a premier distributor partner of Good Will Instrument, GW INSTEK, has been providing high precision electrical Test & Measuring Instruments with optimal TCO - Total Cost of Ownership. Our testing solutions help engineers expertly keep pace with disruption and succeed with innovation in fast growing sectors as in Automotive, IIoT, Semiconductor, Power and many others.

## DC POWER SUPPLIES



**GSM-20H10**  
Precision source measure unit  
4 quadrant operation of  
210V/±1.05A/22W



**PSW-Multi Series**  
Dual-channel/Triple-channel  
programmable switching  
DC power supply



**GPP-3060/6030/3650**  
Triple-Channel Programmable  
DC Power Supply



**PSU-Series**  
Programmable Switching  
DC Power Supply

## GDS - 3000A Series

650/350MHz DSO, 16 Channel Logic Analyzer

One Oscilloscope with Time Domain, Frequency Domain and Power Measurement

*Sample Rate: 5GSa/s; Memory Depth: 200Mpts/CH*



**MADE TO MEASURE:** GWINSTEK high performance test solutions includes over 300 products across five keylines—Oscilloscopes, Spectrum Analyzers, Signal Sources, AC / DC Power Supplies, DC Electronic Loads, Digital Multimeters, LCR Meters, Safety Testers, Other Meters, and Accessories.



**GPT-12000 Series**  
AC/DC/IR/GB Intelligent  
Safety Analyzer  
Analyze Your Safety Tests



**LCR-8200 Series**  
High-Frequency LCR Meter  
The Smarter Way to  
Characterize Component



**PEL-5000G Series**  
Programmable DC Electronic Load  
High Current Capacity with High  
Resolution can be Perfectly Fulfilled



**ASR-3000 Series**  
Programmable AC/DC  
Power Source  
Uninterrupted AC+DC Transition



**MFG-2000 Series**  
Multi-Channel Function  
Generator



**GLC 10000**  
Leakage Current Tester



**GDM-906X Series**  
Dual Measurement Multimeter  
Measurement Explores—Insight  
and Efficiency



**GPM-8330/8320**  
Digital Power Meter  
Industrial Three-Phase AC Power  
Measurement

**LATEST PRODUCTS****GBM-3000 Series**  
Battery Meter

Voltage (1000/300/80V) & Internal resistance ( $0m\Omega \sim 3.2k\Omega$ ),  
Resolution:  $10\mu V$  and  $0.1\mu\Omega$ , Speed 60 time/s

**ASR-6000 Series**  
High Performance AC/DC Power Source

ASR-6450 AC / DC 4.5kVA & ASR-6600 AC / DC 6kVA  
10 Perfect Output Modes, Dual Current Convergence

**PSW-Multi Series**  
two-channel/three-channel  
programmable switching DC power supply

720W Dual channel and 1080W Triple channel,  
Multiple Voltage Combination (30V/40V/80V/160V)

**PEL-5000G Series**  
4~6kW, up to 1200V DC Load (4U High)

150V/600V/1200V 8 units in parallel for 48kW max. power, Built-in  
tests for Battery Discharge, BMS, Short circuit, OCP, OPP test modes

**DAQ-9600**  
Data Acquisition System

450 channel/s Scan Rate - Temperature, DC/AC volts/current;  
Resistance, Capacitance; Frequency, Direct/Bridge Strain

**MPO-2000 Series**  
Multi-function Programmable Oscilloscope

DSO, Spectrum analyzer, Arbitrary waveform generator  
Digital multimeter, DC power supply



Power (kW)	12kW	25kW	37kW
Voltage (V)	Maximum Current (A)		
600	50	100	150
1500	-	50	50
2000	-	50	50

\*Global pricing for base units without options, Incoterms Ex Works (EXW) San Diego, California, USA.

## High Performance, Modular Bidirectional, Regenerative Programmable DC Power System

- Full DC source and sink capabilities with power levels from 12 kW up to 37 kW
- Fully scalable up to 1.2 MW with parallel systems
- Available voltage ranges of 600V, 1,500V and 2,000VDC in a 4U rack chassis providing full power up to +/-150A within a single system.

The Mi-BEAM Series is designed for testing today's complex, high power electronics for the automotive, energy storage, industrial, and aerospace markets in a variety of applications. This platform covers all test needs through the product life cycle from advance research and development (R&D), to design validation, and production test requirements.



## High Performance Programmable AC / DC Power Source



### Asterion AC Series Advanced Features

- High power density in 1U / 2U / 4U / 14U chassis up to 18kVA
- Auto paralleling for higher power
- Voltage: 0-400VAC/0- 500VDC, Current: 0-60Arms/phase, Power: 500VA - 36000VA
- Complete avionic test suites (optional)
- Standard LXI LAN, USB and RS232, optional GPIB

### Asterion AC Series Advanced Features

- Commercial and military avionics test
- AC power simulation
- Frequency & voltage conversion
- IEC standards testing



## High Performance Solar Array Simulation Power Supply

- ▶ 2 independent, isolated 600W channels or 1 1200W channel in 1U
- ▶ Voltage: 40 V to 220 V
- ▶ Current: 2.72A to 20A
- ▶ 2μ second shunt switching recovery
- ▶ Peak Power Tracking
- ▶ Primary and secondary over voltage and over current
- ▶ Output electronic circuit breaker
- ▶ Built in fault data recorder
- ▶ Power On Self-Test
- ▶ Active power factor correction (PFC)
- ▶ Color touch panel monitoring
- ▶ Standard LAN interface
- ▶ Full remote control via AMETEK SAS software or SCPI commands



Example of a fully integrated Solar Array Simulator

30 channel  
600W/ch  
18KW total



## SEQUOIA SERIES

California Instruments<sup>™</sup>

### PRECISION PROGRAMMABLE REGENERATIVE GRID SIMULATORS FEATURES AND CAPABILITIES

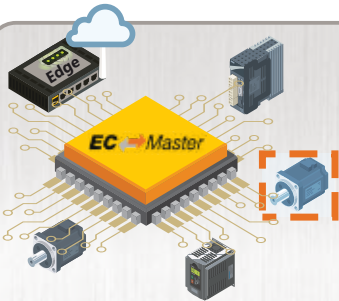
- ▶ 0 - 333VAC, 0 - 3.000A / PHASE 15KVA - 1.08MVA
- ▶ Single Solution for: AC/DC Programmable Power Source, AC/DC Grid Simulator, AC/DC Resistive or Complex Electronic Load
- ▶ Dual Voltage ranges that support over voltage testing on 480V based systems
- ▶ 500uS time resolution for Transients
- ▶ Virtual Panels control software included
- ▶ Non-Linear current waveform programming during Load mode
- ▶ Phase coordination among multiple units (LKM/LKS)
- ▶ Powerful set of analog controls for PHIL and Modulation tests
- ▶ Trigger In & Out to permit extensive coordination with external systems
- ▶ Extensive Onboard diagnostics
- ▶ Digital I/O, including RS232, USB, Ethernet (GPIB optional)
- ▶ Auto-paralleling for maximum flexibility with multi-chassis configurations



acontis offers **real-time software** for more than 20 years. We are the experts for our customers that need reliable real-time capabilities for machine controllers, medical devices, transportation systems and more. Our company is known for high quality products "Made in Germany".

We take real-time machine communication to the next level with our extensive portfolio of **EtherCAT software** - enabling our customers to realize the best-in-class EtherCAT controllers, as well as enabling thousands of companies to commission and operate EtherCAT networks with maximum performance and highest availability. With our unique EtherCAT simulation technology, we facilitate the realization of digital twins of devices and networks and also empower our customers for hardware-independent implementation of EtherCAT SubDevices.

## EtherCAT® Software



The acontis EtherCAT MainDevice software is the core in countless EtherCAT networks - including machinery, aerospace, medical, automotive, measurement and many more industries.

Complementing to the EC-Master, acontis offers a full portfolio for all users of EtherCAT: From development and verification, commissioning and supervision to maintenance and trouble-shooting.

### Key Benefits of acontis EtherCAT software

- High performance and low CPU load for fast update rates.
- Ready-to-run for many operating systems.
- Supporting all major CPU architectures: x86, ARM, RISC.
- Available for many processors from AMD, Broadcom, Infineon, Intel, NXP, Nvidia, Renesas, ST, Texas Instruments or Xilinx.
- Fast project realization by easy-to-use software and APIs, extensive documentation, examples and professional support.
- Most reliable and robust implementation, field-proven since 20 years in many high-profile controllers from Bosch Rexroth, Lenze, KUKA, Omron, Panasonic, Yaskawa and many more!


### acontis EtherCAT portfolio

- EC → Engineer** Most convenient configuration, commission and analysis of EtherCAT networks
- EC → Simulator** Use digital twins for controller or device development, verification and virtual commission
- EC → STA** EtherCAT MainDevice and Testing functions combined in one powerful tool
- EC → Monitor** Link EtherCAT data to IoT and supervision systems independent from EtherCAT controller!
- EC → Inspector** Monitoring and troubleshoot EtherCAT networks
- EC → Lyser**



## HEATING SYSTEM

JBC provides the **Most Efficient Soldering System** which leads to quality improvement & an efficiency increase.



## HEAT MANAGEMENT

Thanks to both **Sleep & Hibernation Modes**, tip life increase exponentially.




## INCREASE PRODUCTIVITY

Use **Quick Cartridge Extractor** to change quickly & safely without switching the station off.


—High Precision—

## NANO REWORK SOLUTIONS



—High Power—

## RMSE COMPLETE REWORK STATION



### SMD Rework System

The ideal solution for your entire rework tasks.

Includes Hot Air Station, Preheater with PCB Support, and Rework Arm.

### JBC Preheater Range

For rework on multi-layered PCBAs and/or large ground planes in order to avoid thermal shock and facilitate soldering as well as desoldering processes.

### ADJUSTABLE TWEEZERS RANGE

Provide the highest precision when soldering or reworking SMD components.



Preheaters



Fume Extractors



Tip Cleaners



Auto Feeder



Wire Stripper



Automation

### BGA/SMT REWORK STATIONS

PDR designs, manufactures, and distributes IR Rework Stations, Industrial X-Ray Inspections Systems, and IR Thermal Test equipment for the electronics component and PCB assembly industry.

PDR isn't just a brand, it's a revolution delivering unmatched control and effortless execution.

At the forefront of SMD rework technologies, PDR are working with many of the world's top names in:

- Electronic Manufacturing
- Defence
- Automotive
- Medical
- Research & Development



### PDR IR-E3

- Advanced Focused IR component heating
- Quartz IR PCB preheating with up to 3 zones
- Split Beam prism system for simultaneous PCB/component viewing
- Precision Components Pick & Placement up to 10um
- Precision PCB handling
- Component Nest/Flux Application Facility
- Closed Loop Non-Contact Temperature Sensing
- Advanced Automatic Thermal Process Control
- Reflow Process Observation Camera
- PCB Forced Air Cooling

### FOCUSED INFRARED

What you see you heat.  
No collateral damage.  
Instantaneous control.



### PLACEMENT TECHNOLOGY

Our placement technology allows every operator to achieve the same standard of quality.



### INTELLIGENT SOFTWARE

One profile to rework nearly all applications.



## ULTRA HIGH-PERFORMANCE HIGH RESOLUTION IMAGE QUALITY COMPACT X-RAY SYSTEMS

Founded in 1998, PDR Xray Systems has become a world leader in providing high quality industrial X-Ray solutions to specifically address the needs of the Semiconductor, PCBA, Medical Device, Government, and NDT communities.


Noted for high image quality and affordability, PDR XRAY Systems is the product of Engineering Teams formerly associated with GenRad, Teradyne, and Nicolet Xray Imaging Systems. This overarching expertise in the field of X-ray technologies has led to the development of superior performance PXI technology that forms the backbone of each PDR X-Ray system.

PDR's 90kV X-ray and 130kV X-ray systems are engineered with high-quality materials and craftsmanship and X-ray safety standards exceeding the most stringent requirements for industrial safety. All X-ray non-destructive inspection systems built by PDR are equipped with a suite of X-ray image processing tools and features that incorporate cutting-edge technologies to insure that your X-ray system delivers quality X-ray images and the power of analytic tools required for a successful X-ray program.



## PDR GENX-130P

- BGA Inspection/Analysis
- Counterfeit Inspection
- Porosity/Voiding Detection
- Medical Device Inspection
- Wire Bond Inspection
- LED Inspection
- Less Than 1 uSv/hr (0.1 mR/hr)  
USFDA 21 CFR-I, J-1000, 1020.40



Diamond's products are **designed and tested** to ensure ruggedness and reliability when used in harsh environment applications.

- ◆ Component selection including latching connectors and wide temperature components, the use of thicker PCBs on larger size boards, and extensive use of heat spreaders instead of heat sinks go a long way toward improving ruggedness.
- ◆ All products undergo temperature testing, including power cycling at temperature extremes, to ensure reliable operation.
- ◆ Select products have been put through shock and vibration testing to assure their reliability in demanding applications such as military ground vehicles. Products are typically tested with most features active (i.e. all I/O ports active and all expansion sockets occupied) and at full processor load, to provide greater confidence in the test results.

## SINGLE-BOARD COMPUTERS



### Saturn

Rugged Apollo Lake X7-E3950 SBC with Data Acquisition and PCIe/104 Expansion  
Test Standard: MIL-STD-202H



### Gemini

Rugged COM Express Compact type 6 SBC with PCI/104-Express and miniCard I/O expansion  
Test Standard: MIL-STD-202H



### Jasper

Rugged COM Express with PCI/104-Express and miniCard I/O expansion  
Test Standard: MIL-STD-202H, MIL-STD-810H

## ETHERNET SWITCHES



### EPS-8130-XT

Managed 8-Port Gigabit Ethernet switch with embedded layer 2 software  
Test Standard: MIL-STD-202H



### EPS-24G4X-HSP

EPS-24G4X Managed 28-Port Gigabit Ethernet Switch with 4 10G SFP+ Ports  
Test Standard: MIL-STD-202H



### EPSM-10GX4

Compact Managed 28-Port Rugged Gigabit Ethernet Switch Module  
Test Standard: MIL-STD-202H

## I/O AND POWER



### DS-MPE-GE210

PCIe MiniCard Gigabit Ethernet Module  
Test Standard: MIL-STD-202H



### DS-MPE-SER4M

4-Port High Speed Serial Port PCIe MiniCard Module  
Test Standard: MIL-STD-202H, MIL-STD-810H



### DS-MPE-GPIO

36 Channel Digital I/O PCIe MiniCard  
Test Standard: MIL-STD-810H

## Mil-Grade Rugged Systems

Diamond Systems delivers military-grade rugged embedded computing systems and Ethernet switches with breakthrough pricing and delivery times. Common features and benefits of these systems include:

- Solid-body aluminum CNC construction
- MIL-DTL-38999 connectors
- -40 to +85 deg. C or similar wide operating temperature
- MIL-STD-461, -704, and -1275 compliant power supply with isolation option
- IP67 environmental protection
- Impressive I/O features
- High degree of configurability and customizability
- Short leadtimes and competitive prices

### MIL-GRADE RUGGED SYSTEMS



#### GEODE-OSB

Rugged system with Nvidia Jetson AGX Orin supporting up to 8 GMSL cameras  
**Test Standard: MIL-STD-810H**



#### GEODE-JSP

Rugged System with Intel® 11th Gen Core i7 processor  
**Test Standard: MIL-STD-810H**



#### SabreNet-12000-001

Rugged 12-Port Managed Layer 2 or 3 Ethernet Switch  
**Test Standard: MIL-STD-810G**

### MIL-STD-202H TEST DETAILS

All tests conducted with products operational.

Test	Description
Sine sweep vibration	Method 204, tested at x, y, z axes 10-57 Hz @ 0.06 inch pk-pk 57-2000Hz @ 10G Sweep rate: 7.5 Min/Sweep, 2 Sweeps
Random vibration	Method 214, Table-1 Test Condition A, B, C & D Tested at x, y, z axes Condition D- 11.95 Grms for 15min
Shock	Method 213, Condition J, tested at x, y, z axes Half sine waveform test, 30G, 11mSec 3 shocks/direction

### MIL-STD-810H TEST DETAILS

All tests conducted with products operational.

Test	Description
Random vibration	Method 514.8, Table 514.8 C-VII, Category 4 Tested at x, y, z axes and envelope 40 Minutes per axis @ 2.24 Grms
Shock	Method 516.8, tested at x, y, z axes and envelope; Terminal peak saw tooth, 40G, 11mSec 3 shocks/direction, operational; 40G, 6mSec, 2 shocks/direction, non-operational

### MIL-STD-810G TEST DETAILS


All tests conducted with products operational.

Test	Description
Random vibration	Method 514.7C, Table 514.7C-V, Category 4, Tested at x, y, z axes, 40 min/axis 2.24 Grms
Shock	1. Functional Shock Test: Method 516.7, Procedure I, 40G 11ms, 3 shocks/direction 2. Crash Hazard Shock Test: Method 516.7, Procedure V, 75G 6ms, 2 shocks/direction

# OPTICAL INSPECTION SYSTEMS

## Eyepiece-less Stereo 3D Microscopes

### MANTIS



### LYNX EVO



**3 - 15x**  
Magnification

**Ergonomic**  
Working

**Digital**  
Image Capture

**2.7 - 240x**  
Magnification

**Easy**  
Viewing

**HD**  
Image Capture



5MP image quality



Long working distance



Ergonomic position



3D view



Overlay & Image comparison



Import, export settings



Glasses free



Outstanding image quality



3D illumination



360 viewer



WiFi



focus stacking



high precision stage

# DIGITAL INSPECTION SYSTEMS

## 2D Digital Inspection Systems

### MAKROLITE 4K



### EVO CAM II



### VE CAM



**3x - 330x**  
Magnification

**Wide Dynamic Range**  
Improved contrast

**Ultra HD**  
Exceptional resolution

**0.8 - 750x**  
Magnification

**Large**  
Field of View

**PC**  
control option

**Wi-Fi**  
Screen sharing

**Wide**  
Field of View

**Touch screen**  
Compatible

# DIGITAL INSPECTION SYSTEMS

## 3D Digital Inspection Systems

### DRV-Z1



**6.1 - 93x**  
Magnification

**Easy 3D**  
Digital View

**Share**  
Live 3D View



MULTI-FUNCTION  
METER



INSULATION  
RESISTANCE METER



EARTH RESISTANCE &  
RESISTIVITY METERS



POWER QUALITY  
ANALYZER



FAULT LOOP  
IMPEDANCE METER



RCD METER



PAT - TESTER



MICRO OHM METER



THERMAL IMAGER  
CAMARA



CORONA CAMERA



CABLE LOCATORS



PHOTOVOLTAIC METERS



VOLTAGE & PHASE  
ROTATION TESTER



MULTIMETER &  
CLAMP METER



LUX-METER



HIPOT / VLF



# THE NEXT GENERATION OF 2-IN-1 HIGH PRECISION POWER MONITORING HARDWARE AND BENCHTOP POWER SUPPLY IS HERE

Eliminate the need to buy a separate power supply and power monitoring device. Save space and test setup cost using the highly scalable solution of Monsoon High Voltage Power Monitor (HVPM).

## POWERFUL SOFTWARE

Full featured Windows GUI-PowerTool.  
Multiple APIs support for Linux, Mac and Windows platforms which allow for fully-automated testing

## WIDE VOLTAGE AND CURRENT RANGE

Main Channel- Output Voltage Range 0.8-13.5 V  
USB- Up to 5.5 V  
Aux Channel -Up to 13 V supplied externally  
0.01 V Increments  
Continuous Current 6 A

## PORTABLE MODULAR DESIGN

Very flexible; Can be deployed individually at a single workstation or scaled up to rack mount style configurations for large scale testing

## HIGH ACCURACY

Main Channel- Fine Current Range  
50µA-60 mA; Resolution 0.9 µA  
(+/- 50µA) in low current measurements  
Coarse Current Range 60mA-6A;  
Resolution 125 µA

## WIDE APPLICATIONS

Development and testing of Smartphones, Tablets, Software App, Automotive, IOT devices with respect to Battery drain

## APPLICATION HIGHLIGHTS



## INDUSTRY LEADING CERTIFICATIONS

UL, FCC and CE certified

## AFFORDABLE

## BRIEF SPECIFICATIONS

- Size: 8 in x 6 in x 2 in (20 cm x 15 cm x 5 cm)
- Weight: 1.1 lb (0.5kg)
- Input power 115V to 240V, 47-63Hz
- Main channel 0.8V to 13.5V range
- USB channel 2.1V to 5.4V
- Aux channel input 0.5V to 13V
- UL, CE, FCC certified

## TYPICAL USE CASES

- Smartphones, Tablets or Laptops
- Smartphone Apps
- Internet of Things (IoT) Devices, Medical Devices
- USB Devices
- Automotive Sub-circuits
- Prototype Designs
- Power measurement of Arduinos, Raspberry Pi and Microcontrollers
- Burn in testing

## WHAT'S INCLUDED?

- High Voltage Power Monitor (HVPM)
- Power supply
- 2 alligator clips
- 2 USB cables
- Information card with links to PowerTool software and support documentation

# Relyum Time-aware High-Availability Reliable Ethernet H/W Solutions (HSR, PRP, TSN)

**Relyum offers an innovative solution to face the new security challenges emerging in the context of IEC 61850 Smart Grids and substations.**

IEC 61850 is the backbone for the Smart Power Automation and Control Systems (PACs), developed to provide a zero-delay and no frame lost Ethernet based networking solution for critical control messages communicated within these systems (like GOOSE or SMV messages).

Relyum by Soce products are key enablers for the time-aware high-availability reliable Ethernet network implementations in the next generation Digital Substations and Smart Grids:

## RELY-RB Time-aware Redbox Switch



**RELY-RB Time-aware Redbox Switch** combines HSR/PRP redundant Ethernet links with regular Ethernet ones in a single equipment. This approach solves the need of switching PTP traffic and providing access to high-availability topologies to the regular Ethernet nodes or LANs.

## RELY-REC Time-aware Network Recorder



**RELY-REC Time-aware Network Recorder** includes means for continuous network monitoring and further debugging. This equipment integrates advanced technologies to support combined PTP and HSR/PRP GbE topologies.

## RELY-PCIe Time-aware Redbox-DAN -Switch PCIe NIC



**RELY-PCIe Time-aware Redbox-DAN-Switch PCIe NIC** allows direct access to time-aware high-availability networks to legacy PC systems (PCIe or PCI). Moreover, this board removes the need for additional Redbox equipment to connect other non-redundant nodes (Single Attached Nodes - SANs) thanks to the third port which implements low-latency switching to the redundant ones.

## RELY-SV-PCIe Sampled Value Subscriber DAN PCIe NIC



Relyum has launched an innovative **edge computing product for the Smart Grids**, aligned with the current virtualization trends. This device incorporates to the RELY-PCIe model a powerful processing capability for protecting and measuring the quality of the Electric grid based on the SV provided by the merging units.

## RELY-RB-SEC Secure Time-aware Redbox Switch

Relyum's offer is completed with this device, a redbox switch equipment with **IEC 62351-6 and IEC 62351-9 support**, that allows to retrofit the existing infrastructure by ciphering, deciphering and authenticating real-time traffic at wire-speed.

Leading provider of hardware, software, and services for automotive and industrial communication with emphasis on the fieldbuses CAN & LIN.

Support for Automotive APIs

## CAN/CAN FD/LIN Interfaces

- Single, dual and six Channels Interfaces for classic CAN/CAN FD/LIN/J1939 etc protocols
- Complies with CAN specifications 2.0 A/B and FD
- CAN/CAN FD bit rates for the data field (64 bytes max.) up to 12 Mbit/s
- LIN interfaces are compliant with all LIN specifications (up to version 2.2) and can be used as a LIN master or slave

## CAN Analyser: PCAN Explorer6

- Cost effective, life time tool - no AMC
- Recording and playback of CAN/CAN FD / J1939 traffic
- Create your own database
- Import/Export existing DBC & ARXML files
- Automation with macros or VBScript
- Plotter, Instruments Panel analysis support for CAN/CAN FD and J1939 protocols

## Diagnostic Tools: PCAN-Diag FD

- Measurement of CAN bit rate, bus load, termination, voltage level and CAN/CAN FD /J1939 data without PC
- Built in oscilloscope and supports sample rate of 100 MHz
- Load .DBC/ARXML file formats
- Built in memory card upto 3GB
- Connectors : USB, HDMI, DB9
- Operated via battery or external power supply

### BANGALORE

Mr. M.S. Vijendra Kumar  
General Manager (Sales)  
M: +91 9845 149926  
T: 080-6764 8888 Ext:31  
E(Sales): sales@esaindia.com  
E(Support): support@esaindia.com

Mr. Santanu Chatterjee  
DGM-Sales-TM1  
M: +91 97313 78934  
E: sales@isc4esaindia.com

### CHENNAI

Mr. D. Kannan  
Regional Manager  
No.109/59A, Ground Floor, IV Avenue,  
Ashok Nagar, Chennai - 600 083  
Tamilnadu  
T: 044-24715750  
M: +91 98410 53251  
E: chennai@esaindia.com

### HYDERABAD

Mr. C.V.M. Sri Ram Murthy  
Manager  
Manasa Apartments  
Flat Number 3, Plot No 533/3  
H. No 3-5-76/18  
Vivekanandanagar Colony, Kukatpally,  
Hyderabad- 500 072.  
T: 040-23063346  
M: 90084 76566 / 98486 55337 (C.V.M Sri Ram Murthy)  
M: 90082 96566 (A V Gopalakrishna)  
E: hyderabad@esaindia.com

### PUNE

Mr. M.S. Vijendra Kumar  
General Manager (Sales)  
No.302, Vaidehi Saket, 3rd Floor, 132/1,  
Baner Pashan Link Road, Pashan,  
Pune - 411 021.  
M: +91 98451 49926  
E: pune@esaindia.com

### DELHI

Mr. Arun Roy  
Manager-Sales  
M: +91 98305 78843  
E: delhi@esaindia.com

### KERALA

Mr. M.S Vijendra  
Kumar  
General Manager (Sales)  
M: +91 98451 49926  
E: kerala@embeddedindia.com

### KOLKATA

Mr. Arun Roy  
Manager-Sales  
M: +91 98305 78843  
E: kolkata@esaindia.com

### CORPORATE HEAD QUARTERS

#5 606, 6th floor, World Trade Center  
Brigade Gateway, 26/1, Dr. Rajkumar Road,  
Mallechwaram(W), Bangalore-560055  
Karnataka, India  
T: 080-6764 8888/36  
F: 080-67648841